


USING



TO BORROW DIGITAL MAGAZINES  
FROM THE OCEAN COUNTY LIBRARY

To borrow a digital magazine (e-zine) from the Ocean County Library system, you need to have a valid Ocean County Library card (less than \$25 in fines), Internet access, and an e-mail address.

You can read these e-zines on your computer by using the Internet browser (i.e. – Internet Explorer). If you prefer to read on your iPad or Android tablet, you will need to download the [Zinio for Libraries](#) app.\*



Please note that [Zinio](#) has a commercial website and app that require you to purchase magazines; those are **not** the sources that you should be using to borrow and read the magazines free-of-charge. To access the library's collection, go to [Zinio for Libraries](#) through OCL's website. Follow the instructions below.

### TO ACCESS "ZINIO FOR LIBRARIES" FROM THE LIBRARY'S WEBSITE:

- 1) Go to [www.theoceancountylibrary.org](http://www.theoceancountylibrary.org).
- 2) Scroll down to the center of the page. Click [Free Download Library](#).
- 3) Click [Access Complete Digital Magazines Through Our Library's Website!](#)

- 4) Click **Create New Account** in the top right corner of the screen. Fill out the required fields and tap **Create Account** (make sure you write down your password!). This account will allow you to browse OCL's e-zine collection.
- 5) Scroll through the list of e-zines that are available. Tap the one that you are interested in.

### **TO CHECK OUT A MAGAZINE:**



- 1) When you tap the magazine cover, you will get a description of that e-zine. To read the magazine on your computer, click **Checkout** and then **Start Reading**. The magazine will open. If you are using a tablet, tap the name of the appropriate device (iPad or Android) to download the app (if you have already downloaded the app, simply click **Checkout** and then tap the **X** in the top right corner of the **Success!** window).
- 2) Once you have downloaded the app onto your tablet, open it. Tap **Log In** on the **Welcome Screen**. Select **United States**, **New Jersey**, and then type in **Ocean County Library**. Sign in using the e-mail address and password that you entered on the **Zinio for Libraries** link on the OCL website.
- 3) To view the magazines that you checked out through the **Zinio for Libraries** link on the Ocean County Library website, tap the **Settings** button -  - in the top left corner of the app. Next, tap **Sync Library**. Close that window. Your e-zines should appear. To download and read the magazine on your tablet, tap  beneath the picture of the

magazine cover. Swipe your finger or stylus across the screen to “turn” the pages of the e-zine.

### FREQUENTLY ASKED QUESTIONS:

- 1) What is the difference between the [Zinio for Libraries link](#) that I access through the OCL’s website and the [Zinio for Libraries app](#) that I download from my device’s app store?
  - Use the [Zinio for Libraries link](#) to create your e-zine account and to browse the library’s collection. If you are reading the magazine on a computer, you can also open and read it using this link.
  - The [Zinio for Libraries app](#) is used to download and read the magazines that you’ve checked out through the link. This app is **only** needed for iPads and Android tablets.
- 2) Can I check out magazines using the [Zinio for Libraries app](#)?
  - No. You need to check out magazines using the [Zinio for Libraries link](#) on OCL’s website, **even** if you have an iPad or an Android tablet.
- 3) How many magazines can I check out at one time?
  - There is no limit! You can borrow as many e-zines as you like.
- 4) How long can I borrow magazines?
  - You can keep the magazines as long as you like.
- 5) Is the number of e-zines that I check out counted in my 30-item limit of materials that I borrow from the library?
  - No.

6) What if I want to return e-zines in order to save space on my computer or tablet?

- To return magazines through the [Zinio for Libraries link](#) on the library's website, click on that link and sign in to your account (if you forgot how to do this, see page 1 of this handout). Tap **My Collection** on the top right corner of the screen. Then, tap  beneath the cover of the e-zine that you want to return. Tap **OK** to confirm.
- To return downloaded magazines through the [Zinio for Libraries app](#), open the app. Sign in to your account. Tap **Edit** in the top right corner of the screen. Tap  in the top left corner of the magazine that you want to remove. Doing this ensures that the e-zine no longer takes up space on your device.

\*The [Zinio for Libraries](#) app is **not** available for Nook Tablets (except for the Samsung Galaxy Nook Tablet 4) or older Kindle Fires.

\*iPhone users can download the [Zinio](#) app (not the [Zinio for Libraries](#) app) from the App Store. The [Zinio](#) app can be used to borrow magazines from the library rather than purchasing them, but this option is **only** available for the iPhone (not other devices).

Kindle Fire HD/HDX users will not find the app in Amazon's app store; however, you can access it by going to this link - <http://imgs.zinio.com/faq/kindlefire.html> - and following the instructions.